



Standard operator installations are easy.

But what if there is a soffit or  
an I-beam in the way?

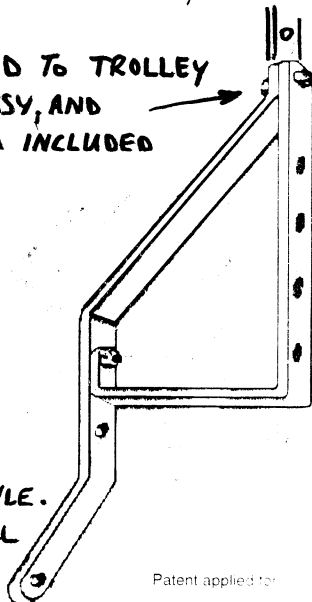
**SIDE MOUNT IT!!**



**SIDE MOUNT ARMS** are available in right hand and left hand assemblies and can be used on most any torsion spring doors.

**BOLT THIS END TO TROLLEY  
OR CARRIER ASSY, AND  
STRAIGHT ARM INCLUDED  
W/OPERATOR.**

**BOLT THIS TO  
TOP/SIDE STYLE.  
ATTACH W/SMALL  
BRACKET.**



Patent applied for

Available from,

**DENCO MARKETING CO.**

81 logsdon Ave.

P.O. Box 191

Millersburg, Ohio 44654

Phone 800-852-9884

Phone 330-674-9751

Fax 330-674-2970

# INSTALLING A SIDE MOUNT ARM

## EXAMPLE: LEFT SIDE SHOWN

OPERATOR MOUNTED TO THE LEFT SIDE OF TRACK.

USE STRAIGHT ARM THAT CAME WITH OPERATOR. BOLT THIS END TO TROLLEY.

LEFT SIDE MOUNT ARM WILL BOLT TO STRAIGHT ARM

THE CURVED PART OF THE SIDE MOUNT ARM WILL NOW CLEAR THE TRACK AND BOLT TO THE TOP/SIDE STYLE. ATTACH W/ SMALL BRACKET.

